

Aflex _____

ships equipment



YOUR PREFERRED PARTNER FOR MARINE
PUMPS AND SHIP EQUIPMENTS GLOBALLY

Our BUSINESS

Incorporate in 2003, Aflex Ships Equipment provides marine pump solutions to international maritime sector. Aflex honors to deliver values to our customers through a global network of diversified professionals. Having an in-house inventory for stocking pumps and spare parts, as well as a test bay for all pump testing and certifications we are able to assure our customers in service optimization and efficiency.

Aflex Singapore, a member of ASMI, Association of Singapore Marine Industries practices extensive cross border networking in exchanging professional and credible talents to develop a vision of globalization withholding a vision of being resourceful and innovation in our solutions.


Ensuring excellence in our portfolio, we are compliant to ISO 9001:2008 and certified Bizsafe level3 status to effectively meet stringent safety and health management systems. In addition, our overseas branch offices in Shanghai and Dubai would be of reach to you as overseas support.

Our VISION & VALUES

Our vision is to be our customers' preferred partner for marine pumps and ship equipment globally.

Our "Modus Operandi" is treaded with our values. **Agility**, to be quick responding to our customers as we value all opportunities to make them our acquaintances. Our precise just-in-time policy in inventory management enables us to meet timely deliveries to our customers. Valuing the need to **Focus and Listen** to our customers, we are a company who empathizes with our customer's needs and problems. Resolving, recesses in operations of our customers. Striving for **EXcellence** in quality, we invest in continuous research and innovative improvement processes to provide the best sought solutions with grace to our customers. A condensation of our values towards a revolutionary branding, Aflex.

Our CERTIFICATIONS



About AFLEX

Aflex Ships Equipment Pte Ltd, a leading marine ship equipment solution provider providing one stop solutions for Marine Pumps, Equipment and Spare Part to our customers in marine, oil & gas, onshore and offshore industries. We seek to be your preferred marine equipment supplier for the global supply of marine equipments, marine pumps and ship spares. Being service- oriented, we take pride in our reputation of being fast, delicate service combined with our knowledgeable sales personnel and top quality goods.

MARINE PUMPS



MARINE EQUIPMENT



MARINE SPARES



SERVICES





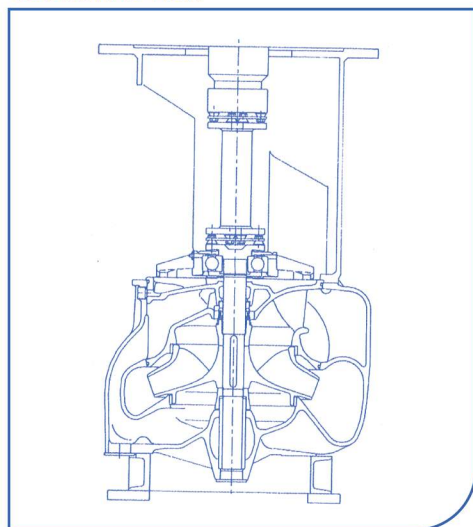
DV

Cooling Water, Ballast, Fire & G.S Pump

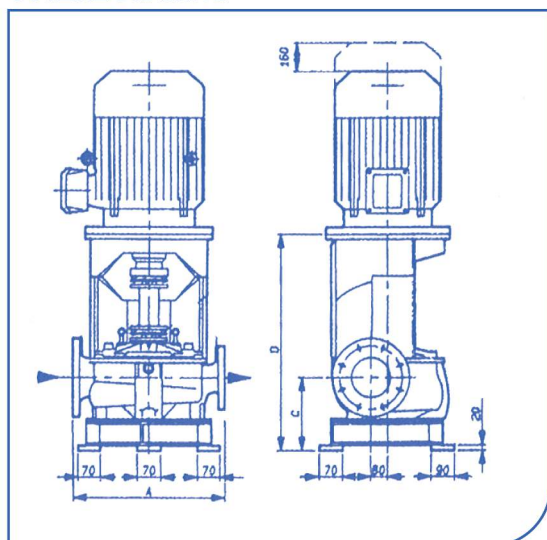
The DV Series pumps are single stage, single suction vertical in-line centrifugal pump. The pump is radially split casing design and it is non self-priming. The pump shaft is well balanced by top ball bearing and bottom bearing bush. This ensures that the impeller is operating in optimal condition. The pump utilizes a flexible coupling, which allows the internal pump component to be removed without dismantling of the motor from the pump or the pump casing from the piping.

The pump has a compact flange to flange distance allowing it to be installed in tight machinery space. The pump is noted for its robust construction, high efficiency and reliability. Self-priming of the pump can be achieved by incorporating an external self-primer.

SECTIONAL VIEW



OUTLINE DRAWING



Specifications

DIMENSIONS

Model	A	C	D	Inlet	Outlet
DVA 50	420	195	578	65	50
DVA 65	420	196	584	80	65
DVB 80	450	218	643	100	80
DVB 100	450	224	657	125	100
DVC 125	500	247	744	150	125
DVC 150	560	260	768	200	150
DVD 200	630	332	970	250	200
DVD 250	710	382	1020	300	250
DVE 300	800	490	1257	350	300
DVE 350	900	560	1327	400	350

PERFORMANCE

Model	Max Capacity (m ³ /h)	Max Head (m)	Max Speed (rpm)
DVA 50	70	120	3500
DVA 65	80	140	3500
DVB 80	140	140	3500
DVB 100	180	140	3500
DVC 125	280	140	3500
DVC 150	600	120	3500
DVD 200	600	55	1750
DVD 250	850	45	1750
DVE 300	1200	40	1750
DVE 350	1850	40	1750

MATERIALS

	Freshwater	Seawater
Casing	Cast Iron	Bronze
Impeller	Bronze	
Shaft	Stainless Steel	
Seal	Mechanical Seal	
Bearing	Ball / Bush	



DMC, DMD

Cooling Water, Ballast Pump

The DMC and DMD Series pumps are single stage, single suction vertical in-line centrifugal pump. The pump is radially split casing design and it is non self-priming.

The pump is noted for its simplicity and low operating cost is its key feature. Self-priming of the pump can be achieved by incorporating an external self-primers.

Specifications

DIMENSIONS

Model	A	B	C	Inlet	Outlet
DMC 50	112	360	293	50	32
DMC 65	141	520	366	65	65
DMC 80	150	520	376	80	80
DMC 100	150	560	343	100	100
DMC 125	160	600	345	125	125
DMC 150	160	630	381	150	150
DMC 200	190	670	406	200	200
DMC 250	220	800	478	250	250
DMD 300	260	800	620	300	300
DMD 350	290	1020	775	350	350
DMD 400	300	1100	740	400	400
DMD 500	450	1600	895	500	500

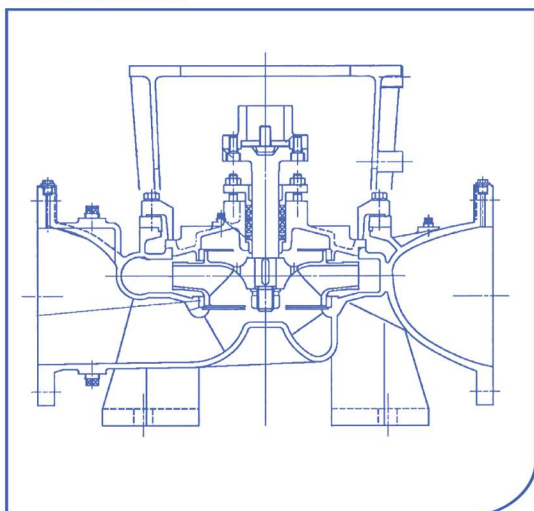
PERFORMANCE

Model	Max Capacity (m ³ /h)	Max Head (m)	Max Speed (rpm)
DMC 50	25	65	3550
DMC 65	170	45	3550
DMC 80	75	95	3550
DMC 100	130	120	3550
DMC 125	250	120	3550
DMC 150	150	140	3550
DMC 200	280	110	3550
DMC 250	450	120	3550
DMD 300	800	55	1750
DMD 350	1100	40	1750
DMD 400	2000	60	1750
DMD 500	3000	38	1750

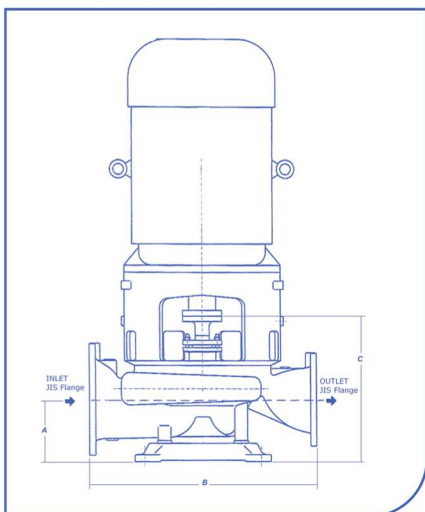
MATERIALS

	Freshwater	Seawater
Casing	Cast Iron	Bronze
Impeller	Bronze	
Shaft	Stainless Steel	
Seal	Gland Packing / Mechanical Seal	

SECTIONAL VIEW



OUTLINE DRAWING





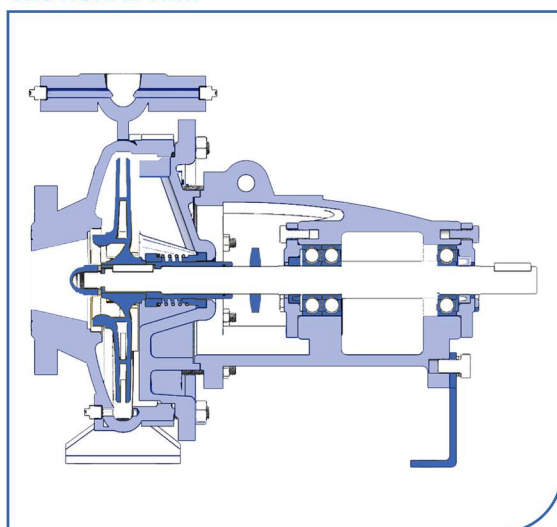
AQUA

Cooling Water, Circulation Pump

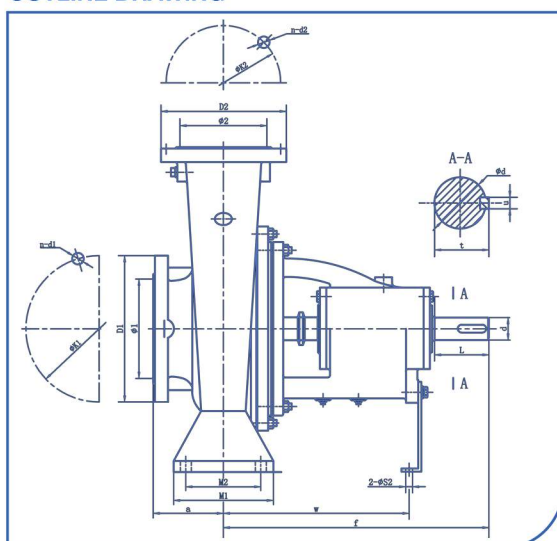
The AQUA Series pumps are single stage, single suction and horizontal end suction centrifugal pumps. The pump is non- self priming, back pull-out design. If the pump is fitted with flexible spacer coupling, it can be dismantled without moving the motor and piping connection.

The pump is noted for its stability by the internal structure, its volute casing is fitted with a replaceable wear ring and has a suction vane to provide smooth flow to the hydraulically balance impeller, its three bearing design is rigid and reliable, its stainless steel shaft ensures better in quality. The design of the pump comply with DIN24255 design standard allowing full interchangeability with equivalent pump.

SECTIONAL VIEW



OUTLINE DRAWING



Specifications

DIMENSIONS


Model	Inlet	Outlet
DS 32	50	32
DS 40	65	40
DS 50	65	50
DS 65	80	65
DS 80	100	80
DS 100	125	100
DS 125	150	125
DS 150	200	150

PERFORMANCE

Model	Max Capacity (m ³ /h)	Max Head (m)
DS 32	26	99
DS 40	40	155
DS 50	78	100
DS 65	144	97
DS 80	225	96
DS 100	340	59
DS 125	475	55
DS 150	600	86

MATERIALS

	Freshwater	Seawater
Casing	Cast Iron	Bronze
Impeller	Bronze	
Shaft	Stainless Steel	
Seal	Gland Packing / Mechanical Seal	



DWF



C031

DWF, C031 Sewage Macerating, Sludge Pump

The DWF Series pumps are single stage, non self-priming centrifugal pump designed with a semi open impeller. A cutter is incorporated at the inlet of the pump to macerate the long fibers that had been suck into the pump.

The C031 Series pumps are progressive cavity pump with macerating cutter incorporated. The pump is self priming and compact in design. Its unique macerator blade shreds sewage solids into small particles, allowing efficient transfer of sewage within the piping system.

Specifications

DIMENSIONS

Model	A	B	Inlet	Outlet
DWF-0.5	215	90	50	32
DWF-1.0	200	80	65	32
DWF-2.0	230	90	65	40
DWF-3.0	256	112	80	50
C031	260	136	80	32

PERFORMANCE

Model	Max Capacity (m ³ /h)	Max Head (m)	Max Speed (rpm)
DWF-0.5	6	35	3500
DWF-1.0	12	35	3500
DWF-2.0	24	35	3500
DWF-3.0	36	35	3500
C031	4	20	1720

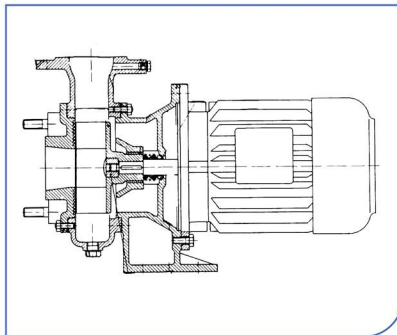
MATERIALS FOR DWF

Casing	Cast Iron / Bronze
Impeller	Cast Steel
Seal	Oil Steel
Shaft	Cast Steel

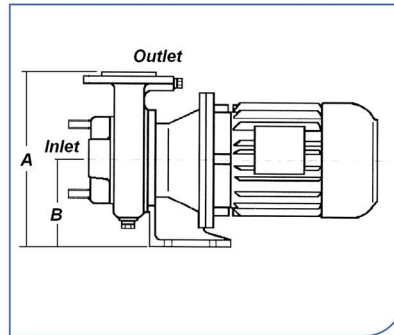
MATERIALS FOR C031

Casing	Cast Iron
Rotor	Stainless 304
Seal	Mechanical Seal

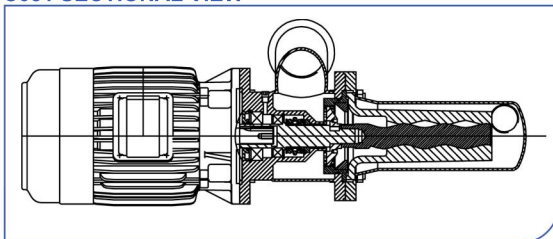
DWF SECTIONAL VIEW



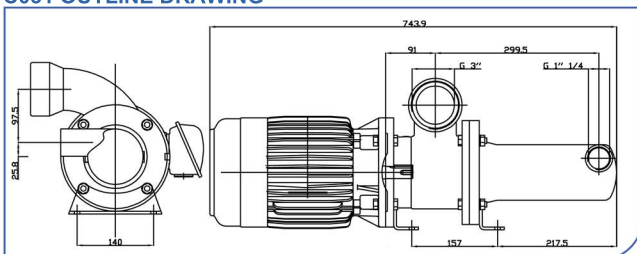
DWF OUTLINE DRAWING



C031 SECTIONAL VIEW



C031 OUTLINE DRAWING





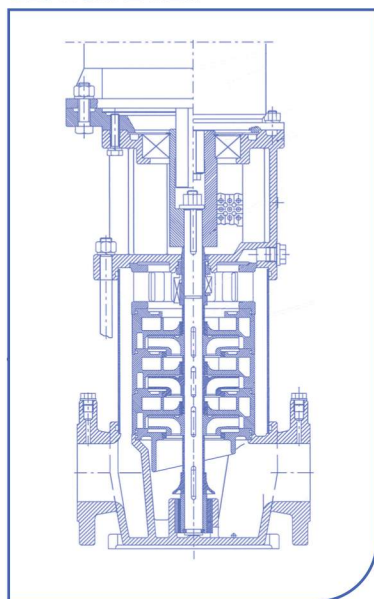
DPV

Condensate, Boiler Feed Pump

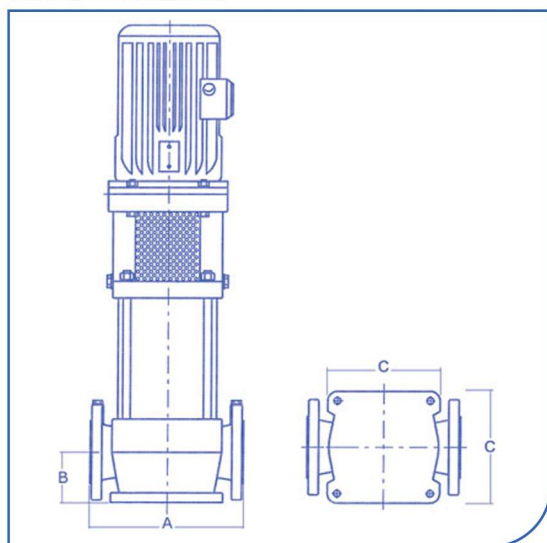
The DPV Series pumps are multistage, single suction and vertical in-line centrifugal pumps. The pump is non self-priming with clamp sleeve coupling for easy assembly. The pump is noted for its high efficiency and durability. The pump is fitted with bottom bush, ensures well balanced shaft and minimum wear.

The external jacket, together with the circulating water, creates a 'screen' around the pump, which considerably decreases hydraulic noise. The pump is able to handle liquid up to temperature 110°C.

SECTIONAL VIEW



OUTLINE DRAWING



Specifications

DIMENSIONS

Model	A	B	C	Inlet	Outlet
DPV1	200	80	248	G1 1/4	G1 1/4
DPV2	200	80	248	G1 1/2	G1 1/2
DPV3	200	80	248	G2	G2
DPV4	320	105	235	80	80
DPV5	320	105	235	80	80
DPV6	320	105	235	80	80
DPV7	320	105	235	80	80

PERFORMANCE

Model	Max Capacity (m ³ /h)	Max Head (m)	Max Speed (rpm)
DPV1	8	150	3500
DPV2	14	150	3500
DPV3	24	150	3500
DPV4	30	240	3500
DPV5	40	240	3500
DPV6	60	180	3500
DPV7	90	180	3500

MATERIALS

Casing	Cast Iron
Impeller	Noryl / Bronze
Jacket	Stainless Steel
Shaft	Stainless Steel
Seal	Mechanical Seal



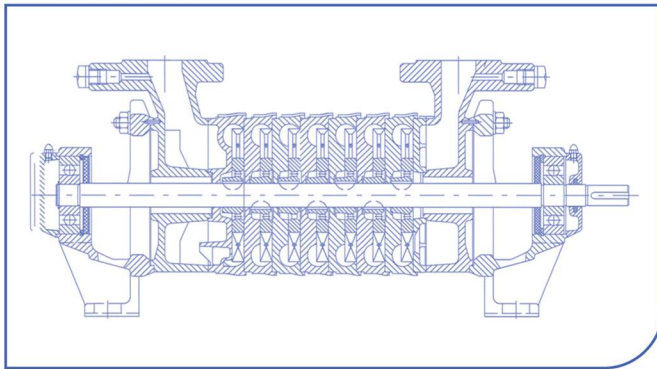
DKA

Boiler Feed, Sanitary, Condensate, Cooling Pump

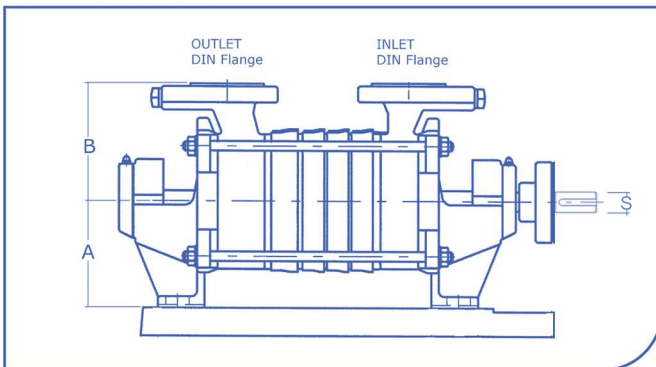
The DKA Series pumps are horizontal multi-stage centrifugal pump. The pump has a self-priming capability and able to handle aerated liquid. The pump operates at 4 pole speed, which reduces wear and tear dramatically.

The pump shaft is well balanced by two external ball bearings. The pump has a very low NPSH and is able to deliver liquid that is close to the evaporation temperature.

SECTIONAL VIEW



OUTLINE DRAWING



Specifications

DIMENSIONS

Model	A	B	S	Inlet	Outlet
DKA 2	90	90	14	25	25
DKA 3	112	125	19	32	32
DKA 4	112	125	19	32	32
DKA 5	132	140	24	40	40
DKA 6	132	140	24	40	40
DKA 7	160	165	28	50	50
DKA 8	160	160	28	65	65

PERFORMANCE

Model	Max Capacity (m ³ /h)	Max Head (m)	Max Speed (rpm)
DKA 2	2.5	166	1750
DKA 3	3.6	293	1750
DKA 4	5.4	280	1750
DKA 5	9	415	1750
DKA 6	14	306	1750
DKA 7	24	208	1750
DKA 8	36	142	1750

MATERIALS

	Freshwater	Seawater
Casing	Cast Iron	Bronze
Impeller		Bronze
Shaft		Stainless Steel
Seal	Gland Packing / Mechanical Seal	



DKC, DSC Boiler, Circulating System



The DKC Series pumps are multistage, single suction and horizontal end suction centrifugal pumps. The pump is self-priming, with combination of close and open impeller. The pump is noted for its high self-priming by the liquid ring working principle, low NPSH and long life span. The pump is designed to pump liquid with a minimum excess of pressure over boiling point, and pump crude oil derivative fuels and hydrocarbon without gaseous phase fraction.

The DSC Series pumps are single stage, end suction centrifugal pump. The pump is fitted with external cooled balanced mechanical seal, suitable for medium temperature up to 250°C. It comes with oil cooled ball bearing.

Specifications

DIMENSIONS & PERFORMANCE FOR DKC

Model	A	B	L	Inlet	Outlet	Max Capacity (m ³ /h)	Max Head (m)	Max Speed (rpm)
DKC 2	90	215	840	50	25	2.1	122	1750
DKC 3	112	292	1096	65	32	3.5	229	1750
DKC 4	112	112	1120	65	32	4.5	208	1750
DKC 5	132	132	1354	80	40	7.5	310	1750
DKC 6	132	132	1354	80	40	12	222	1750
DKC 7	160	160	1685	100	50	20	300	1750
DKC 8	160	160	1758	100	65	30	314	1750

DIMENSIONS & PERFORMANCE FOR DSC

Model	Inlet	Outlet	Max Capacity (m ³ /h)	Max Head (m)	Max Speed (rpm)
DSC 32	50	32	25	90	3600
DSC 40	65	40	45	90	3600
DSC 50	65	50	75	80	3600
DSC 65	80	65	160	80	3600
DSC 80	100	80	230	80	3600

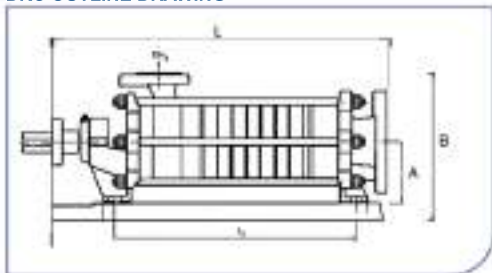
MATERIALS FOR DKC

Casing	Cast Iron / Bronze
Impeller	Cast Iron / Chromium Cast Iron
Shaft	Stainless Steel / Acid Resistant Steel
Seal	Gland Packing / Mechanical Seal

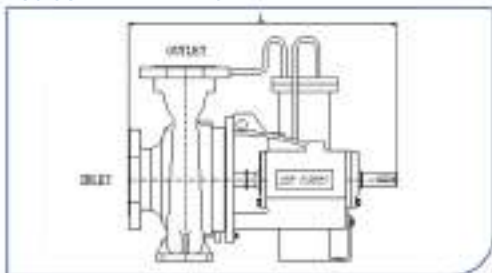
MATERIALS FOR DSC

Casing	Cast Iron
Impeller	Bronze
Shaft	Stainless Steel 316
Seal	Mechanical Seal External cooled

DKC OUTLINE DRAWING



DSC OUTLINE DRAWING



DHG, DHGH, DG, DRN Oil Transfer Pump



DHG



DG



DRN

The DHG, DHGH and DRN Series pumps are horizontal gear pumps, DG Series pumps are vertical in-line gear pumps. The pumps are positive displacement and self-lubricated by medium. The pumps are noted for smooth running, low noise, low pulsation, long life span and high efficiency.

The pumps are designed with built in safety pressure relief valve, able to handle medium with pressure up to 16bar and viscosity up to 1300cst respectively.

Specifications

PERFORMANCE

Model	Max Capacity (m ³ /h)	Max Head (bar)	Max Speed (rpm)
DHG	30	6	1800
DHGH	20	16	1800
DG	40	6	1200
DRN	200	20	1800

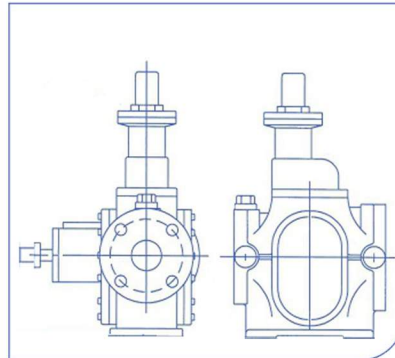
MATERIALS FOR DHG,DHGH,DG

Casing	Cast Iron
Gear	Alloy Steel
Seal	Mechanical Seal

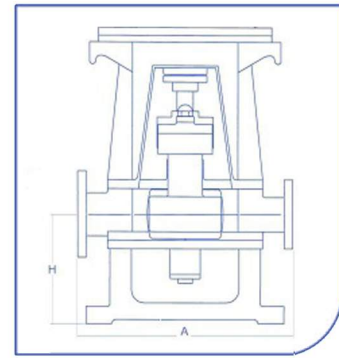
MATERIALS FOR DRN

Casing	Cast Iron / Stainless Steel
Rotor	Alloy Steel
Seal	Lip Seal

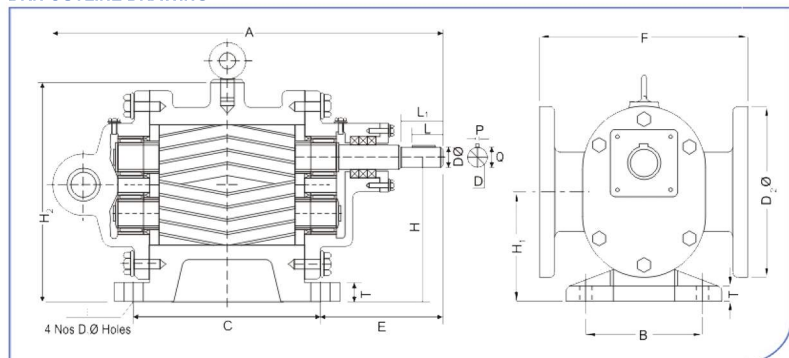
DHG / DHGH OUTLINE DRAWING




DG OUTLINE DRAWING



DRN OUTLINE DRAWING



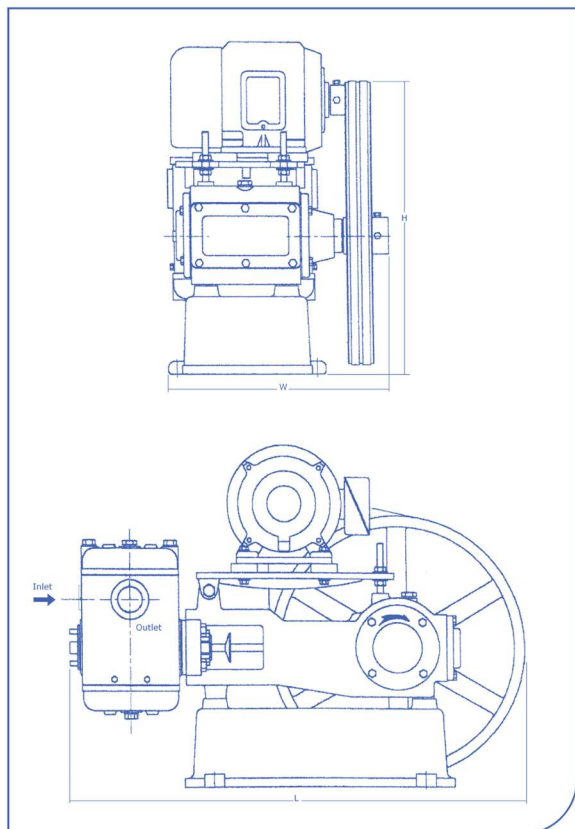


DPC Bilge Pump

The DPC Series pumps are piston pump driven by v-belt. The pump is positive displacement, self-lubricating, running at relatively low speed, particularly durable and are suitable for continuous operation.

The pump is noted for its high reliability by having a robust design with two outlet options, its high suction up to 8.5m cold water, its V Belt driven by Electric Motor through Pulley enables adjustable revolution and power for required pressure and discharge volume.

OUTLINE DRAWING



Specifications

DIMENSIONS (exclude motor)

Model	L	W	H	Inlet	Outlet
DPC 101	450	208	345	32	25
DPC 102	620	290	450	50	40
DPC 103	640	290	490	65	50
DPC 104	875	405	560	75	65
DPC 105	900	410	595	100	75
DPC 106	1030	470	740	100	100


PERFORMANCE

Model	Max Capacity (m ³ /h)	Max Head (m)	Max Speed (rpm)
DPC 101	2	60	280
DPC 102	7	60	230
DPC 103	10	60	230
DPC 104	20	60	230
DPC 105	30	60	230
DPC 106	60	60	200

MATERIALS

Casing	Cast Iron
Piston	Bronze
Shaft	Stainless Steel
Seal	Gland Packing





VD



FMS

VD, FMS

Bilge, Oily Water & Sludge Pump

The VD Series pumps are progressive cavity pump, with flexibility to install horizontally or vertically. The pumps are positive displacement with block and bearing housing version design. The pumps are noted for low NPSH, low pulsation and reversible delivery direction.

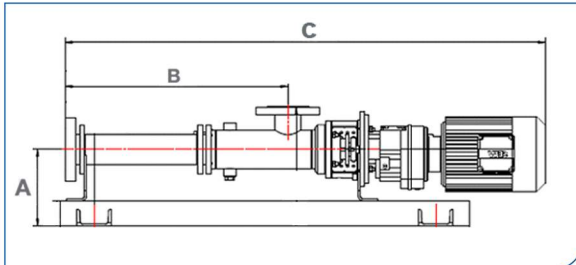
The FMS Series pumps are free moulded progressive cavity pump. The pump is noted for its economical designed by lightweight, compact in size and versatile.

These pumps main components are the stator and rotor, manufactured in a wide variety of material and suitable for wide spread of applications.

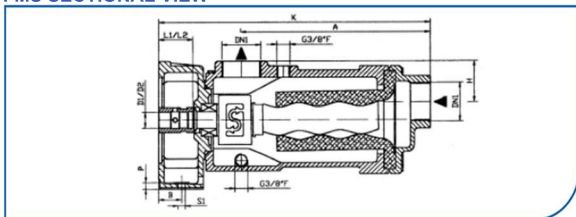
VD SECTIONAL VIEW



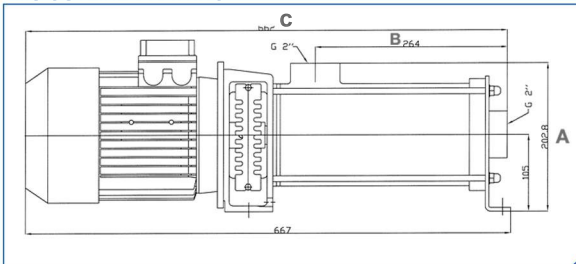
VD OUTLINE DRAWING



FMS SECTIONAL VIEW



FMS OUTLINE DRAWING



Specifications

DIMENSIONS & PERFORMANCE FOR VD

Model	A	B	C	Inlet	Outlet	Max Capacity (m ³ /h)	Max Head (m)
VD 020	180	364	955	G1-1/4"	G1-1/4"	2	60
VD 030	210	479	1218	DN50	DN50	5	60
VD 035	225	652	1406	DN65	DN65	10	60
VD 040	240	728	1460	DN80	DN80	20	60
VD 050	255	931	1796	DN80	DN80	25	60

DIMENSIONS & PERFORMANCE FOR FMS


Model	A	B	C	Inlet	Outlet	Max Capacity (m ³ /h)	Max Head (m)
FMS 254	124	248	655	38	38	2.8	35
FMS 354	124	248	655	38	38	3.8	35
FMS 504	203	286	662	50	50	5.5	35
FMS 604	132	286	682	50	50	6.2	35
FMS 1004	132	286	682	50	50	10.5	25

MATERIALS FOR VD

Casing	Cast Iron / Stainless Steel
Rotor	Stainless Steel / Alloy Steel
Stator	NBR Buna / Viton
Seal	Gland Packing / Mechanical Seal

MATERIALS FOR FMS

Casing	Cast Iron / Stainless Steel
Rotor	Stainless Steel / Alloy Steel
Stator	NBR Buna / Viton
Seal	Gland Packing / Mechanical Seal



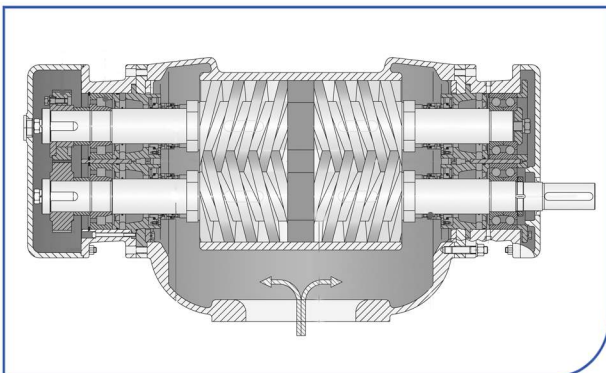
WV

Main Cargo, Lubricating Oil, Stripping Pump

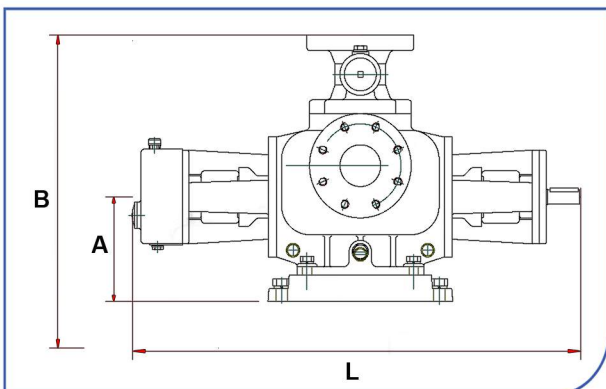
The WV Series pumps are twin screw pumps available in horizontal and vertical mounting. The pump is positive displacement and it can perform multiphase pumping including liquid and gas. The pump is noted for its low operating noise level, low pulsation, and high efficiency and insensitive to impurity in medium to serves in petroleum, oil field, offshore, shipbuilding industry.

The pump is excellent in transferring liquid from low viscosity polymer, lubricating and non-lubricating medium, corrosive and non-corrosive medium and multiphase flow that contains gas. Jacket heating is also available to enhance ease of liquid transfer.

SECTIONAL VIEW



OUTLINE DRAWING



Specifications

DIMENSIONS


Model	A	B	L	Inlet	Outlet
W2.1Z	112	378	740	40	40
W3.1Z	120	383	758	50	50
W4.1Z	150	460	881	80	80
W5.1Z	170	558	958	100	100
W6.4Z	190	658	1115	150	150
W7.2Z	250	783	1285	200	200
W7T.2Z	250	825	1525	250	250
W8.4Z	375	1170	1527	300	300

PERFORMANCE

Model	Max Capacity (m ³ /h)	Max Head (m)	Max Speed (rpm)
W2.1Z	12.9	250	1750
W3.1Z	22.3	300	1750
W4.1Z	50.1	400	1750
W5.1Z	82.5	400	1750
W6.4Z	140	400	1750
W7.2Z	293	400	1750
W7T.2Z	493	600	1750
W8.4Z	903	380	1750

MATERIALS

Casing	Cast Iron / Cast Steel / Cast Stainless Steel
Shaft	High Strength Stainless Steel / Alloy Steel
Seal	Single / Double / Bellow Seal and packing
Insert	Cast Iron / Cast Steel / Cast Stainless Steel / Bronze
Screw	Nodular Cast / Alloy Steel / Nitrile Steel / Carbon Steel



DPF, PZ

Oil Transfer & Booster Pump

The DPF Series pumps are horizontal triple screw pumps. The pump is positive displacement type and it can handle wide range of medium with lowest viscosity of 3cst. The pump is noted for its low operating noise level, low pulsation, high efficiency and reliability and can be mounted in vertical and horizontally. It includes an internal pressure relief valve, a driving screw that is hydraulically balanced and all sliding parts are lubricated by the delivery medium.

The PZ Series pumps are horizontal / vertical mounted design screw pumps. The pump is positive displacement type with high priming capability and it can handle wide range of medium with lowest viscosity of 1cst such as LSMGO, LFO, DO, MGO, FO, HFO. Its design makes it intrinsically reliable and efficient in their application.

Specifications

DIMENSIONS

Model	A	H	K	Inlet	Outlet
DPF 20	125	280	19	25	25
DPF 40	135	308	19	32	25

PERFORMANCE

Model	Max Capacity (ℓ /min)	Max Head (bar)	Max Speed (rpm)
DPF 20	65	40	3400
DPF 40	132	40	3400
PHS	200	16	3600
PZ	5.9	16	3600
PXF	4.62	30	3600
PCX6	650	50	3600
PWO	650	100	3600
POF	650	120	3600

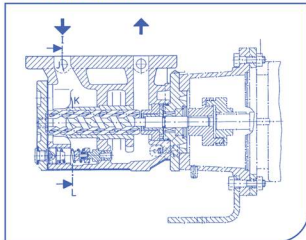
MATERIALS FOR DPF

Casing	Cast Iron
Screw	Steel
Seal	Mechanical Seal

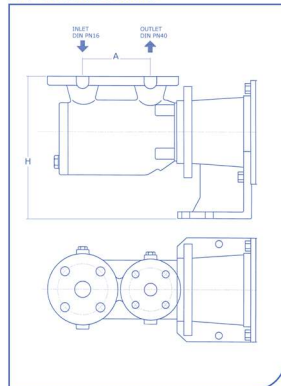
MATERIALS FOR PZ

Casing	Cast Iron GG25 / GGG Carbon Steel / Stainles
Screw	Nitrided Steel
Seal	Mechanical

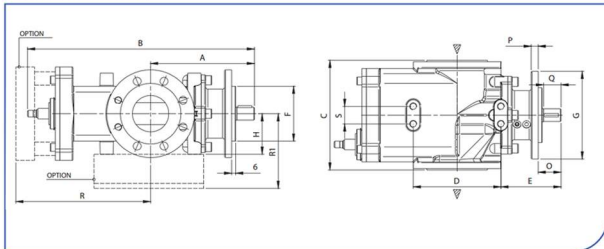
DPF SECTIONAL VIEW



DPF OUTLINE DRAWING




PZ OUTLINE DRAWING



3G

Fuel, Lubricating Oil Transfer, Hydraulic Pump



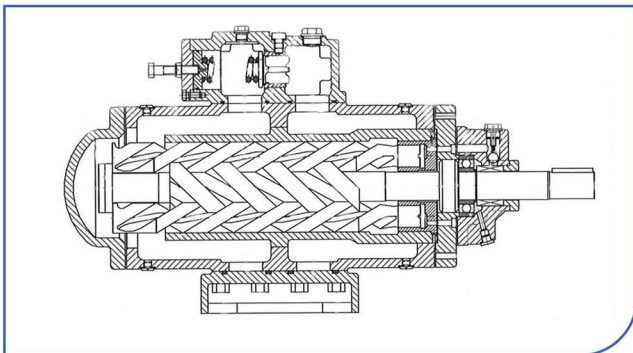
The 3G Series pumps are triple screw pumps available in horizontal and vertical mounting, handle liquids with low viscosity. The pump is positive displacement and it can handle wide range of medium. The pump is noted for its low operating noise level, low pulsation, high efficiency, reliability and high suction strength with low NPSHr. The pump is reliable and long life span due to easy to maintain and low maintenance cost.

Specifications

DIMENSIONS

Model	A	B	L	Inlet	Outlet
3G-25	334	200	276	25	20
3G-30	284	150	314	32	25
3G-36	355	172	373	50	40
3G-42	290	120	427	65	40
3G-50	312	132	497	80	50
3G-60	460	190	611	100	80
3G-70	370	160	543	100	65
3G-80	510	215	761	125	100
3G-85	455	200	778	125	80
3G-100	525	230	924	150	100
3G-110	580	250	985	200	150
3G-160D	825	310	1090	300	200
3G-200D	1023	400	1270	400	300

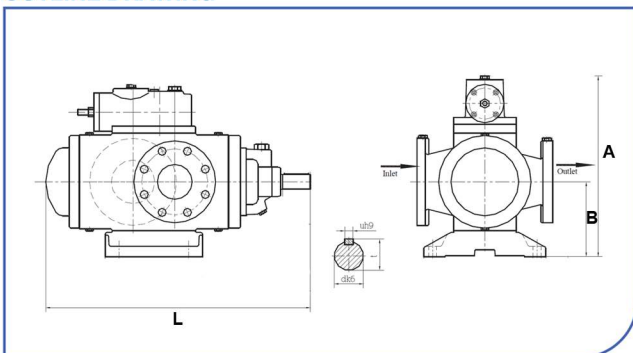
SECTIONAL VIEW



PERFORMANCE

Model	Max Capacity (m ³ /h)	Max Head (MPa)	Max Speed (rpm)
3G-25	2.0	6.0	2900
3G-30	3.7	2.5	2900
3G-36	6.5	6.0	2900
3G-42	10.5	6.0	2900
3G-50	17.5	2.5	2900
3G-60	12.6	2.5	1450
3G-70	22.0	2.5	1450
3G-80	70.7	1.0	1450
3G-85	43.0	2.5	1450
3G-100	150.0	1.6	1450
3G-110	200.0	2.5	1450
3G-160D	306.0	1.6	1450
3G-200D	590.0	1.6	1450

OUTLINE DRAWING



MATERIALS

Casing	Cast Iron
Shaft	Stainless Steel
Seal	Mechanical Seal
Insert	Cast Iron / Cast Steel / Cast Stainless Steel and Bronze
Screw	Nodular Cast Iron / Alloy Steel / Nitrile Steel

Oily Water Separator



15PPM BILGE ALARM



The oily water separator is supplied as a compact modular system, with internal piping and wiring. It is ready to use by connecting the suction and discharge lines as well as the central power supply. The oily water separator conforms to IMO Resolution MEPC 107(49) and come with 15 ppm bilge alarm.

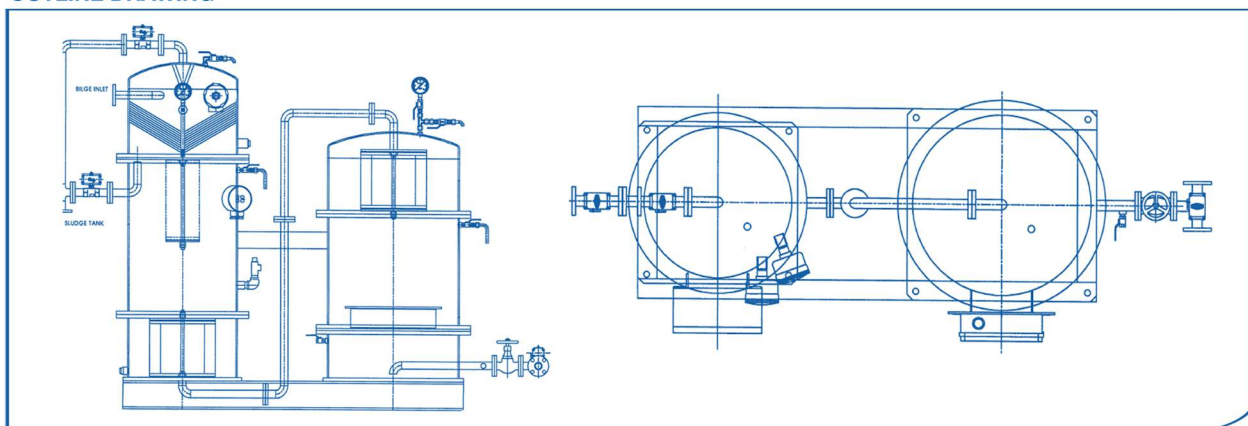
Specifications


- Measurement range: 0~30ppm
- Measurement precision: 15ppm \pm 5ppm (IMO Standard)
- Instant alarm relay
- Power: AC 110/220V
- Output: 4~20mA
- Size: 285x190x90mm
- IMO Resolution MEPC 107(49) Approved
- KR Type Approved

DIMENSIONS


Model	Max Capacity (m ³ /h)	L (mm)	W (mm)	H (mm)	Weight (Dry)	Weight (Wet)	Pipe Dia.
MS02	0.2	660	400	1660	185	265	25A
MS03	0.3	700	450	1800	220	340	25A
MS05	0.5	700	450	1960	230	360	25A
MS10	1	800	550	2020	320	545	25A
MSP10	1	1600	550	1560	430	730	25A
MSP20	2	1980	750	1660	590	1120	25A
MSP30	3	2250	850	1800	695	1450	40A
MSP50	5	2400	900	1960	755	1565	40A

OUTLINE DRAWING





Air-Cooled



Water-Cooled

Marine Air Compressor

The marine air compressor are available in air-cooled and water-cooled versions. The marine air compressor is noted for its durability, high performance, space saving, low vibration, low noise level, light weight, high volumetric and low installation cost.

The system is manufactured and tested under full load in accordance with the valid standards. The system is applicable to air and neutral gases up to pressure of 350 bar.

Air-cooled air compressors - Starting air compressors

Model	Maximum Pressure (bar)	No. of Stages	Maximum Speed (rpm)	Maximum Free air delivery (m ³ /hr)	Maximum Power (kW)	Maximum Dimensions L x W x H (mm)
BL - 20	40	2	1750	22	4.9	870X560X650
BL - 30	40	2	1750	33	7.2	910X560X655
BL - 60	30	2	1750	62	14.1	1160X630X660
BL - 120	40	3	1750	135	28.0	1436X832X931
BL - 160	40	3	1750	160	33.6	1500X856X786
BL - 180	40	3	1750	190	38.3	1545X1044X1087
BL - 225	40	3	1750	235	48.9	1601X1044X1087
BL - 350	40	3	1750	460	89.5	1812X1170X1135
BL - 550	40	3	1450	455	87.3	1812X1170X1135

Air-cooled air compressors - High-pressure air compressors

Model	Maximum Pressure (bar)	No. of Stages	Maximum Speed (rpm)	Maximum Free air delivery (m ³ /hr)	Maximum Power (kW)	Maximum Dimensions L x W x H (mm)
LHH - 10	250	3	1750	8.6	5.9	7000X550X520
LHH - 25	350	4	1750	25.0	11.5	1210X680X760
LHH - 35	350	4	1750	36.0	16.3	1260X680X760
LHH - 80	350	4	1450	64.0	24.6	1280X900X1020
LHH - 100	350	4	1450	86.0	33.5	1280X900X1020
LHH - 170	350	4	1450	140.0	54.0	1500X1150X1100
LHH - 200	350	4	1450	175.0	68.0	1600X1150X1100

Water-cooled air compressors - Starting air compressors

Model	Maximum Pressure (bar)	No. of Stages	Maximum Speed (rpm)	Maximum Free air delivery (m ³ /hr)	Maximum Power (kW)	Maximum Dimensions L x W x H (mm)
BV - 20	30	2	1750	22	4.9	800X560X650
BV - 30	30	2	1750	33	7.2	840X580X600
BV - 60	30	2	1750	62	14.1	1050X630X770
BV - 90	30	2	1750	100	21.0	1228X856X786
BV - 120	30	2	1750	135	27.6	1266X856X786
BV -160	30	2	1750	170	33.4	1330X856X786
BV - 225	30	2	1750	230	44.1	1363X1035X900
BV - 275	30	2	1750	280	53.3	1410X1035X925
BV - 450	30	2	1750	450	84.6	1587X1185X1081
BV - 550	30	2	1450	465	84.4	1587X1185X1081

Water-cooled air compressors - High-pressure air compressors

Model	Maximum Pressure (bar)	No. of Stages	Maximum Speed (rpm)	Maximum Free air delivery (m ³ /hr)	Maximum Power (kW)	Maximum Dimensions L x W x H (mm)
BHH - 75	350	4	1750	80.0	28.0	1100X900X980
BHH - 120	350	4	1750	120.0	40.6	1260X900X980
BHH - 175	350	4	1750	160.0	50.5	1480X920X1020
BHH - 240	350	4	1750	240.0	77.0	1550X900X1020





Hydrophore Unit

Hydrophore & Hot Water Calorifier

The hydrophore unit is pre-wired and tested before delivery to ensure its performance, the unit control functions can be customized and integrated into the system according to your needs and requirements.

The hot water calorifier unit can be customized to suit wide range of requirement, it is also compliance to IMO rules and fulfils Green passport requirement.



Hot Water Calorifier

Hydrophore Unit

Specifications

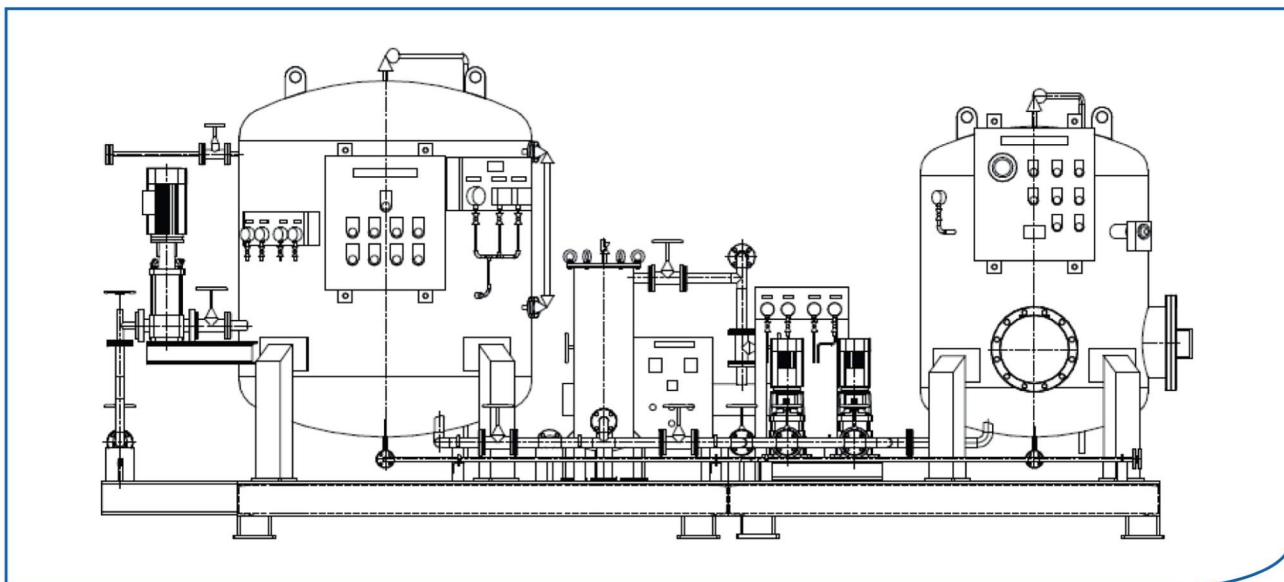
Capacity	100 - 6000 litre
Material	Carbon Steel/ Stainless Steel
Pressure	3 - 10bar
Inspection	Maker's inspection / Class Certification

Hot Water Calorifier

Specifications

Capacity	100 - 6000 litre
Material	Carbon Steel/ Stainless Steel
Temperature	10 - 80 °C
Pressure	3 - 12bar

OUTLINE DRAWING



Pump Testing & Certification

Aflex provides complete pump testing and certification services to ensure proper matching of equipment and assurance of pump performance as a complete aggregate for customer's satisfaction. Our test bay well equipped with all necessary measuring equipment to provide the proper pump assessment and commissioning result for testing Centrifugal Pump and Positive Displacement Pump.



Specifications

Pump Testing Volume	Centrifugal Pumps	Positive Displacement Pumps
Flow rate	Up to 1100m ³ /h	Up to 1100m ³ /h
Speed	Up to 3600rpm	Up to 3600rpm
Pipe Size	Up to DN150	Up to DN80
Pressure	Up to 16 bar	Up to 10 bar
Frequency	50Hz/60Hz	50Hz/60Hz
Voltage	230V Single Phase 415V Three Phase	230V Single Phase 415 Three Phase
Power	Up to 90 kW	Up to 90 kW

Test Available

Pump Testing	Centrifugal Pumps	Positive Displacement Pump
Hydrostatic Test	✓	✓
Performance Test	✓	✓



Self Priming

KV 40, Self Priming Unit is available in Three phase and Single phase design. Its electric motor is available in IP55, IP56 and ATEX, can be designed according to user requirement. The unit is operated automatically by using pressure switch.



Spare Parts

A leading marine spare part's supplier for your equipment spares. We carry in our portfolio, spares for pumps, purifiers, heat exchangers, compressors and miscellaneous. Our professionals, with their in-depth knowledge of marine spare parts would advise you with application of technical and comprehensive parts accompanying with a shortest lead time.



Pump Spare Parts

European

Azcue
Allweiler
DBR Pumpen
Desmi
Hamworthy
Imo
Iron
Itur

JMW
Jurgoturbina
Svanhoj
Thune Eureka
Termomeccania

Japanese

Heishin
Ishii
Naniwa
Sasakura
Shin Shin
Shinko
Taiko Kikai
Teikoku

Compressor Spare Parts

Bumhan Tanabe Hatlapa Sperre

Purifier Spare Parts

Mitsubishi Westfalia Alfa Laval

Heat Exchanger Plates & Gaskets

Alfa Laval APV

Mechanical Seals

Single Component Seal Bellow Seal Cartridge Seal

Conversion from Gland Packing to Mech. Seal

Conversion from single seal to double seal

Electrical Motors

IEC Standard Motor JIS Standard Motor Nema Standard Motor

Valves

Globe Gate Wafer Pressure Relief Valve



Singapore – Head Office

Aflex Ships Equipment Pte Ltd
35 Tannery Road, #05-06 Tannery Block,
Ruby Industrial Complex,
Singapore 347740
Tel: +65 62938680
Email: sales@aflex.com.sg
Website: www.aflex.com.sg

Malaysia

Aflex Ships Equipment Sdn Bhd
No 8, Jalan Canggih 4,
Taman Perindustrian Cemerlang,
81800 Johor Bahru, Malaysia
Tel: +607 8633 684/ 694
Email: sales@aflex.net.my
Website: www.aflex.net.my

China

Aflex Ships Equipment (Shanghai) Co., Ltd
Suite B09, 7th Floor, Kang Ning Building,
No. 1358 Zhong Hua Road
Shanghai 200011, China
Tel: +86 136 8179 7334/ +86 136 8178 4274
Email: sales@aflex.net.cn
Website: www.aflex.net.cn

KunShan Branch
88 Baoyi Road 3rd Floor, Kunshan City,
Jiangsu Province 215300, China
Tel: +86 0512-5787 3009 / 4009
Email: sales@aflex.net.cn
Website: www.aflex.net.cn

Indonesia

PT. Aflex Pompa dan Peralatan
Jl. Kamal Raya Outer Ringroad
Rukan Sedayu Square Blok L No .53
Kelurahan Cengkareng Timur,
Kecamatan Cengkareng,
Jakarta Barat - 11730
Tel : +62 818 0202 8680
Email : sales@aflex.co.id
Website : www.aflex.co.id

South Korea

Aflex Ships Equipment Korea Co., Ltd
Suite 201, 169 Jungang-daero Dong-gu,
Busan 48220,
South Korea
Email: sales@aflex.co.kr
Website: www.aflex.co.kr

United Arab Emirates

Aflex Ships Equipment LLC
B-31 (Light Green Warehouse Compound)
Opp. to Pond Park
Al Qusais, Dubai, UAE
Tel: +971 4 3108006 / +971 50 4832949
Email: sales@aflex.ae
Website: www.aflex.ae

Netherlands

Aflex Ships Equipment B.V.
Schorpioenstraat 298, 3067 kW Rotterdam
Netherlands / Rotterdam
Tel: +31 6 212 20711
Email: sales@aflex.com.nl
Website: www.aflex.com.nl

Exclusive Distributor of:



Member of:



Certification (Singapore):

